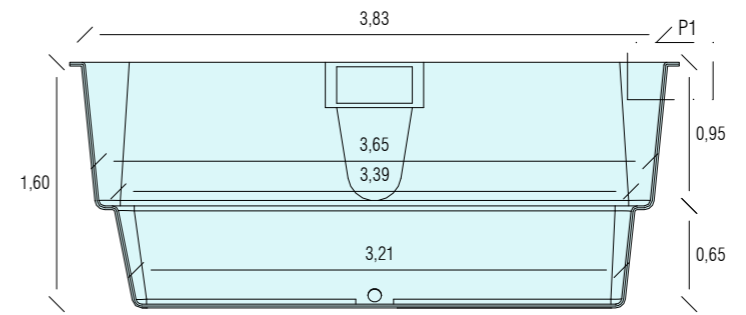



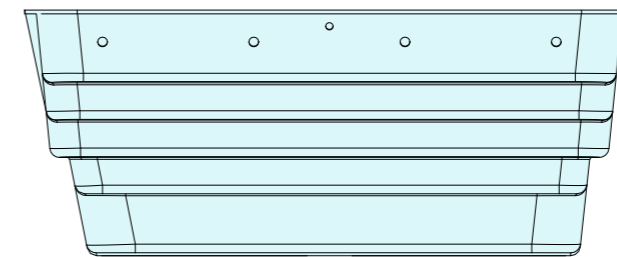
CORTE A-A



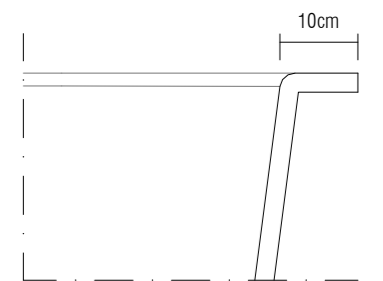
CORTE B-B




ALÇADO LATERAL DIREITO




ALÇADO FRONTAL



PORMENOR P1 - ESC 1:10



CORTE C-C



MELODY 10

DIMENSÕES:

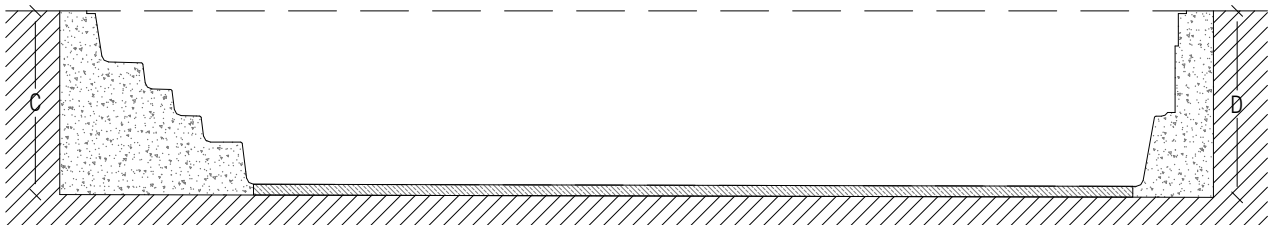
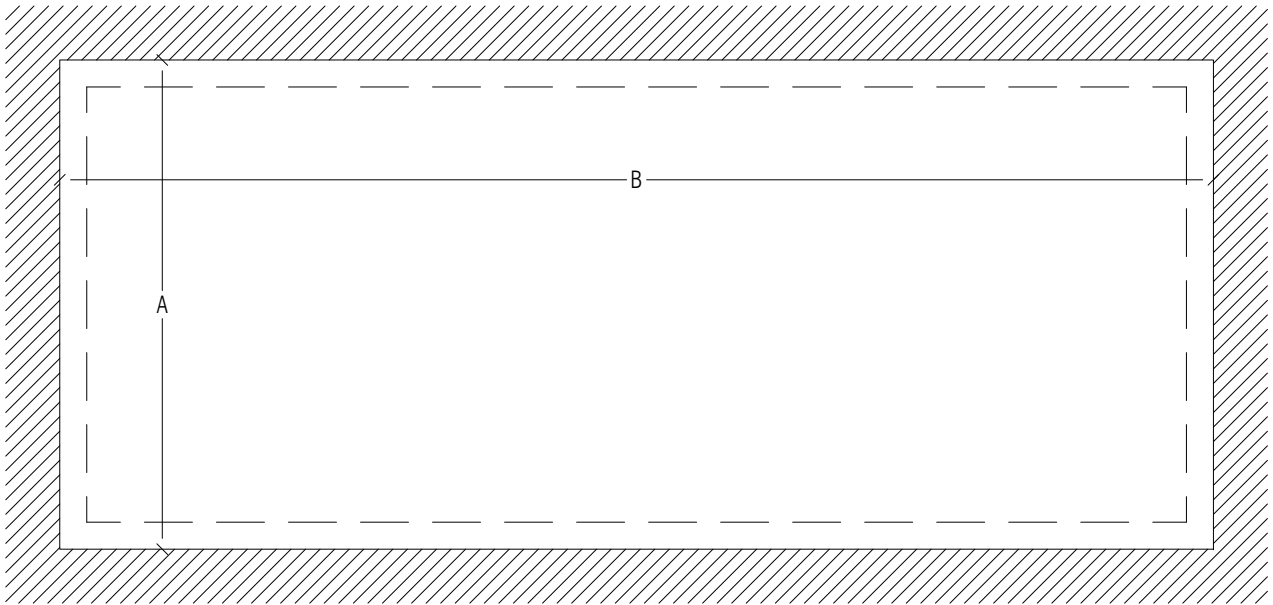
Interior - 9.98 x 3.83m
Exterior - 10.18 x 4.03m

Prof: 1.58m/ 1.60m



Cotas de Escavação
unidade: metro

A	B	C	D
4.53m	10.68m	1.70m	1.73m



Cotas de Fundação
unidade: metro

A	B	C	D	E	F	G	H
3.24m	8.29m	0.67m	1.73m	1.60m	1.60m	0.10m	0.65m

