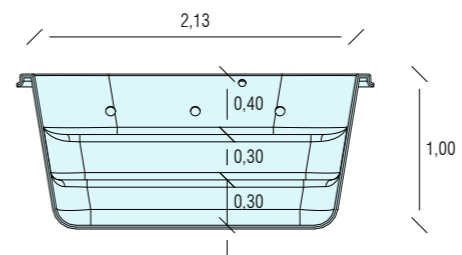
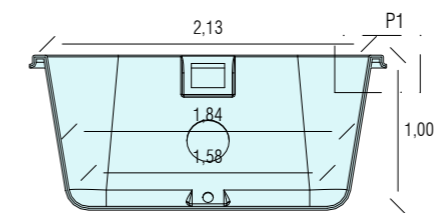


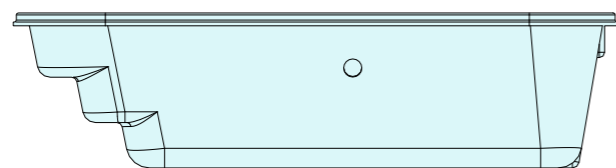
PLANTA



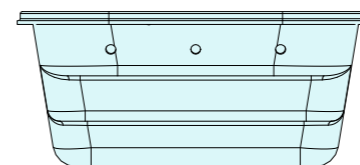
CORTE A-A



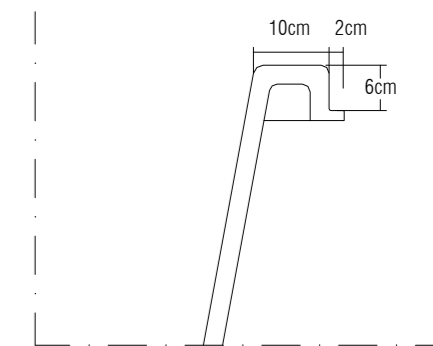
CORTE B-B



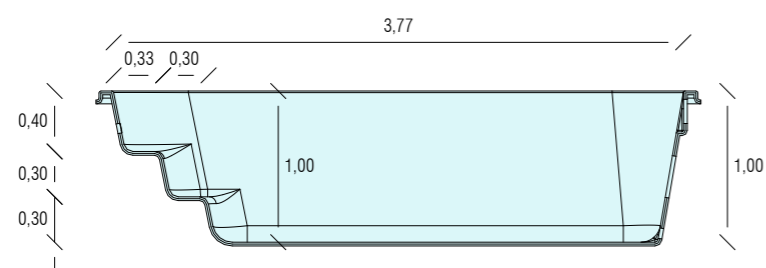
ALÇADO LATERAL DIREITO




ALÇADO FRONTAL



PORMENOR P1 - ESC 1:10



CORTE C-C



MELODY 04

DIMENSÕES:

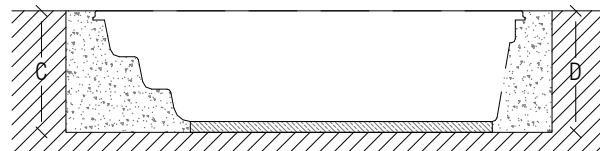
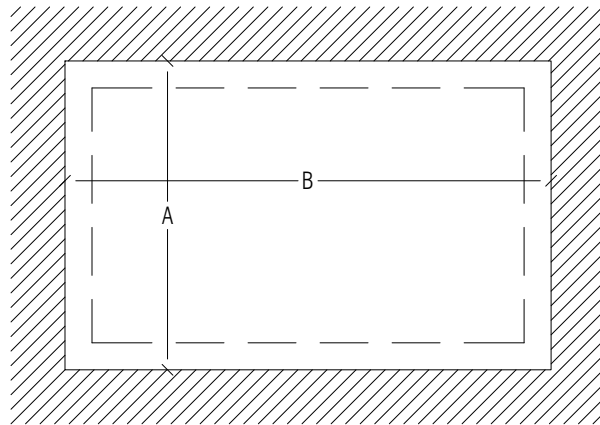
Interior - 3.77 x 2.13m
 Exterior - 4.00 x 2.36m

Prof: 1.00m



Cotas de Escavação
unidade: metro

A	B	C	D
2.86m	4.50m	1.13m	1.13m



Cotas de Fundação
unidade: metro

A	B	C	D	E	F	G	H
1.84m	2.96m	0.52m	1.02m	1.03m	1.03m	0.10m	0.52m

